


# R.B. METAL & TUBES

**Types of Valves :** Ball Valve, Gate Valve, Sluice Valve, Stainer, Butterfly Valve, Plug Valve, Check Valve, Steam Trap, Pipe Fitting, Boiler Mounting, Flange, Safety Relief Valve, Diaphragm Valve, Piston Valve, Pressure Reducting Valve & More & As per your Requirement & Specification with IBR & without I.B.R. T.C

**Authorised Stockist of KSB, Audco / L&T & Spirax Brand Valves**

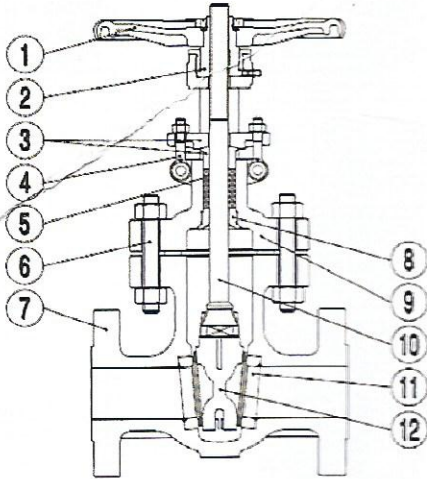


C-316, 3rd Floor, Steel Chamber Tower,  
Steel Market, Near Tel. Exchange,  
Kalamboli, Navi Mumbai-410218.  
Tel: 022-49747863, Mobile: 9820875347  
Email: rbmetaltube@gmail.com,  
rbmetaltubes@gmail.com,  
Email: info@rbmetaltubes.com,  
Website: www.rbmetaltubes.com



# R.B. METAL & TUBES

## GATE VALVES



TEST PRESSURE Kg/cm <sup>3</sup>			
CLASS	HYDROSTATIC		AIR
	BODY	SEAT	SEAT
150	32	22	22
300	79	58	07

- ⇒ MANUFACTURING STD. API 600/BS1414
- ⇒ TESTING & INSP STD. API 598 / BS 5146
- ⇒ FACT TO FACE AS PER ANSI B 16.10
- ⇒ ALL THE VALVES ARE HAVING BACK SEAR ARRANGEMENT
- ⇒ THRUST BEATING ARE APPRO VEDFOR SIZE 14" AND ABC VE.
- ⇒ STELLITE FACING ON SEAR SURFACE IS DONE IS SPECIFIED IN P.O.
- ⇒ SEATRINGS WEDGES ARE MADE OUT OF AISI 410 BARS UP To2" & CARBON STEEL WITH 13% CR STEEL FACING FOR SIZE ABOVE 21/2"

MATERIALS OF CONSTRUCTION			MATERIALS OF CONSTRUCTION		
NO.	DESCRIPTION	WCB	NO.	DESCRIPTION	WCB
01	BODY (a)	A 216 Gr. WCB	09	GLAND PACKING (b)	GRAPH TE RINGS
02	SEAT RING (b.c.)	WCB+ 13% Cr. STEEL / A217 Gr. GA 15	10	GLAND BUSH	A 276 TP CA 410
03	WEDGE (b.c.)	WCB+ 13% Cr. STEEL A 217 Gr. CA 15	11	GLAND FLANGE (b)	A 276 Gr. WCB / CABRON STEEL
04	STEM (b)	A 216 TP 110	12	CROSS BOLTS & NUTS	A 307 Gr. B & a 563 Gr. A
05	GASKET (b)	CAF / SOFT / IRON /	13	EYE BOLTS & NUTS	A 307 Gr. B & a 563 Gr. A
06	BONNET (a)	SW SS + 304	14	YOKE SLEEVE	S.G IRON./ A439 Gr. D2C
07	JOINT STUDS & NUTS (b)	A 216 GR. WCM	15	HAND WHEEL	C.S. FABRICATED
08	BONNET BUSH (b)	A 193 Gr. B7 & A 194 Gr. 2h A 276 TP 410			

DIMENSIONS													
CLASS 150													
GLOBE VALVES													
SIZE NPS (")	2	2 ½	3	4	6	8	10	12	14	16	18	20	24
SIZE DN (MM)	50	65	80	100	150	200	250	300	350	400	450	500	600
L RF mm	178	190	203	229	267	292	330	356	361	406	432	457	508
L <sub>1</sub> BW mm	216	241	282	305	403	419	457	502	572	610	660	711	813
L <sub>2</sub> RTJ mm	19	203	216	242	280	305	343	369	394	410	445	470	21
H OPEN mm	375	455	472	577	806	978	1178	1416	1566	1780	2012	2242	2620
O DIA mm	216	216	230	255	310	380	450	510	560	610	700	700	800
Wt Apprx kg	18	27	31	51	84	132	205	290	370	500	873	845	1250

DIMENSIONS												
CLASS 300												
GLOBE VALVES												
SIZE NPS (")	2	2 ½	3	4	6	8	10	12	14	16		
L - L <sub>1</sub> RF / BW mm	216	241	282	305	403	419	457	502	762	838		
L <sub>2</sub> RTJ mm	232	257	298	321	419	435	473	518	778	854		
H OPEN mm	409	500	506	605	842	1030	1295	1472	1659	1856		
O DIA mm	216	216	230	254	380	460	510	560	610	700		
Wt Apprx kg	27	36	44	70	132	208	375	445	780	985		

DIMENSIONS										
CLASS 600										
GLOBE VALVES										
SIZE NPS (")	2	2 ½	3	4	6	8	10	12		
L - L <sub>1</sub> RF / BW mm	292	330	356	432	659	660	787	838		
L <sub>2</sub> RTJ mm	295	333	359	435	562	663	790	841		
H OPEN mm	418	510	538	644	905	1332	1410	1740		
O DIA mm	216	230	254	310	510	560	700	700		
Wt Apprx kg	37	49	61	112	215	365	682	975		

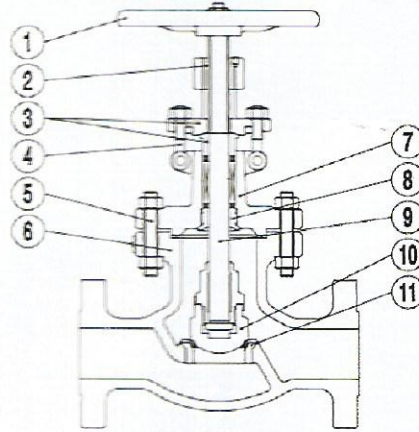


# R.B. METAL & TUBES

TEST PRESSURE Kg/cm <sup>3</sup>			
HYDROSTATIC			
CLASS	BODY	SEAT	SEAT
150	32	22	22
300	79	58	07

- MANUFACTURING STD. API 600/BS1414
- TESTING & INSP STD. API 598 / BS 5146
- FACT TO FACE AS PER ANSI B 16.10
- ALL THE VALVES ARE HAVING BACK SEAR ARRANGEMENT
- THRUST BEATING ARE APPRO VED FOR SIZE 14" AND ABC VE.
- STELLITE FACING ON SEAR SURFACE IS DONE IS SPECIFIED IN P.O.
- SEATRINGS WEDGES ARE MADE OUT OF AISI 410 BARS UP To 2" & CARBON STEEL WITH 13% CR STEEL FACING FOR SIZE ABOVE 2 1/2"

## GLOBE VALVES




MATERIALS OF CONSTRUCTION			MATERIALS OF CONSTRUCTION		
NO.	DESCRIPTION	WCB	NO.	DESCRIPTION	WCB
01	BODY (a)	A 216 Gr. WCB	09	GLAND PACKING (b)	GRAPH TE RINGS
02	SEAT RING (b.c.)	WCB+ 13% Cr. STEEL / A217 Gr. GA 15	10	GLAND BUSH	A 276 TP CA 410
03	PLUG (b.c.)	WCB+ 13% Cr. STEEL	11	GLAND FLANGE (b)	A 276 Gr. WCB / CABRON STEEL
04	STEM (b)	A 276 TP 410	12	CROSS BOLTS & NUTS	A 307 Gr. B & a 563 Gr. A
05	GASKET (b)	SOFT / IRON / SW SS + 304	13	EYE BOLTS & NUTS	A 307 Gr. B & a 563 Gr. A
06	BONNET (a)	A 216 GR. WCM	14	YOKE SLEEVE	S.G./ A439 Gr. D2C
07	JOINT STUDS & NUTS (b)	A 193 Gr. B7 & A 194 Gr. 2h	15	HAND WHEEL	C.S. FABRICATED
08	BONNET BUSH (b)	A 276 TP 410			

DIMENSIONS												
CLASS 150												
GLOBE VALVES												
SIZE NPS (")		1/2	3/4	1	1 1/2	2	3	4	6	8	10	12
SIZE DN (MM)		15	20	25	40	50	80	100	150	200	250	300
L <sub>1</sub> RF / BW	mm	108	117	127	165	203	241	292	406	495	622	698
L <sub>2</sub> RTJ	mm	-	-	140	178	216	254	305	419	508	635	711
H OPEN	mm	160	190	208	276	308	397	455	581	715	834	920
O DIA	mm	85	85	90	150	230	254	355	457	560	560	700
Wt Apprx	kg	7	8	9	14	18	35	57	98	185	275	390


DIMENSIONS													
CLASS 300													
GLOBE VALVES													
SIZE NPS (")		1/2	3/4	1	1 1/2	2	2 1/2	3	4	6	8	10G	12G
SIZE DN (MM)	mm	152	178	203	229	267	292	318	356	444	559	622	711
L <sub>2</sub> RF / BW	mm	163	191	216	242	283	308	334	372	460	575	638	727
H OPEN	mm	160	190	208	276	379	428	525	618	746	875	955	1050
O DIA	mm	85	85	90	150	254	355	355	457	560	610	700	700
Wt Apprx	kg	10	12	14	22	27	42	55	104	160	295	375	525

DIMENSIONS													
CLASS 600													
GLOBE VALVES													
SIZE NPS (")		1/2	3/4	1	1 1/2	2	2 1/2	3	4	6	8	10 G	-
L <sub>1</sub> RF / BW	mm	165	190	216	241	292	330	356	432	559	660	787	-
L <sub>2</sub> RTJ	mm	163	190	216	241	295	333	359	435	562	663	790	-
H OPEN	mm	160	190	208	346	454	512	631	726	838	920	1130	-
O DIA	mm	85	85	90	254	355	355	457	560	610	700	700	-
Wt Apprx	kg	12	14	16	30	40	60	73	112	245	445	680	-






Gate Valve



Globe Valve




Check Valve



CS Ball Valve



SS Ball Valve



Butterfly Valve




Pistone Valve




Y Type Strainer Valve




PRB Valve



Ball Float Valve



Pluck Valve



Safety Valve



TD-3 Valve



Pressure Seal Gate Valve



Gate Valve, Globe Valve & Check Valve